

PERIODIC DISCLOSURE OF FINANCIAL STATEMENTS

To: Hanoi Stock Exchange

To implement the provisions at Clause 3, Article 14 of the Circular No. 96/2020/TT-BTC dated November 16, 2020 of Ministry of Finance guides information disclosure on the stock market, VIP Greenport JSC disclosures financial statements (FS) for the first quarter of 2026 with HNX as below:

1. Company Name: **VIP GREEN PORT JOINT STOCK COMPANY**

- Stock code: VGR

- Add: Dinh Vu - Cat Hai economic zone, Dong Hai Ward, Hai Phong, Viet Nam.

- Tel: 0225.8830333

Fax: 0225.8830688

- Email:.....

Website: <http://vipgreenport.com.vn>

2. Content of published information:

- Financial statements for the first quarter of 2026

Separate financial statements (Listed company has no subsidiaries and the superior accounting unit has affiliated units);

Consolidated financial statements most (Listed company has subsidiaries);

General combination financial statements (Listed company has an accounting unit directly under the organization of its own accounting apparatus.)

- Cases that must explain the cause:

+ The audit organization gives an opinion other than an unqualified opinion on the financial statements (for reviewed/audited financial statements):

Yes

No

Explanation Statement in case of Yes:

Yes

No

+ Profit after tax in the reporting period has a difference of 5% or more before and after auditing, changing from loss to profit or vice versa (for audited financial statements in 2022)

Yes

No

Explanation Statement in case of Yes:

Yes

No



+ Profit after corporate income tax in the business results report of the reporting period changes by 10% or more compared to the same period report of the previous year:

Yes

No

Explanation Statement in case of Yes:

Yes

No

+ Profit after tax in the reporting period is a loss, changing from profit in the same period last year to loss in this period or vice versa:

Yes

No

Explanation Statement in case of Yes:

Yes

No

This information was published on the company's website on: 20/04/2026 at the link: <https://vipgreenport.com.vn/index.php/danh-muc/tin-co-dong>.

Attachment:

- Financial statements
Quarter I/2026.

**Organization representative
Authorized person to disclose information**



Lưu Phương Uyên



INTERIM PROFIT AND LOSS STATEMENT

(Full Format)
Quarter 1 of 2026

Unit: Vietnamese Dong

INDICATORS	Code	Notes	Quarter 1		Cumulative from opening to date March 31	
			This year	Last year	This year	Last year
1	2	3	4	5	6	7
1. Revenue from sales and services	01	V.16	289,062,681,428	256,327,905,949	289,062,681,428	256,327,905,949
2. Revenue deductions	02					
3. Net revenue from sales and services (10 = 01 - 02)	10		289,062,681,428	256,327,905,949	289,062,681,428	256,327,905,949
4. Cost of goods sold	11	V.21	140,671,838,682	127,941,418,751	140,671,838,682	127,941,418,751
5. Gross profit from sales and services (20 = 10 - 11)	20		148,390,842,746	128,386,487,198	148,390,842,746	128,386,487,198
6. Profit/loss from the sale and liquidation of investment properties	21					
7. Financial operating revenue	22	V.17	8,974,777,594	5,313,749,313	8,974,777,594	5,313,749,313
8. Financial expenses	23	V.18	241,749,725	106,697,086	241,749,725	106,697,086
- Including: Interest expense	24					
9. Selling expenses	25	V.19	18,976,889,087	12,101,796,975	18,976,889,087	12,101,796,975
10. General and administration expenses	26	V.20	4,688,213,540	6,828,132,331	4,688,213,540	6,828,132,331
11. Net operating profit {30 = 20 + 21 + 22 - (23 + 25 + 26)}	30		133,458,767,988	114,663,610,119	133,458,767,988	114,663,610,119
12. Other income	31		42,937,489	11,338,806,366	42,937,489	11,338,806,366
13. Other expenses	32			22,710,000		22,710,000
14. Other profit (40 = 31 - 32) (40 = 31 - 32)	40		42,937,489	11,316,096,366	42,937,489	11,316,096,366
15. Total accounting profit before tax (50 = 30 + 40)	50		133,501,705,477	125,979,706,485	133,501,705,477	125,979,706,485
16. Current Corporate Income Tax Expenses	51	V.22	14,415,273,275	14,724,694,025	14,415,273,275	14,724,694,025
17. Deferred Corporate Income Tax Expense	52					
18. Net Profit After Corporate Income Tax (60 = 50 - 51 - 52)	60		119,086,432,202	111,255,012,460	119,086,432,202	111,255,012,460
19. Basic Earnings Per Share (*)	70		1,327	1,268	1,327	1,268
20. Diluted Earnings Per Share (*)	71		1,327	1,268	1,327	1,268

Approved: 02 / 04 / 2026

PREPARED BY

(Signature, full name)

CHIEF ACCOUNTANT

(Signature, full name)

LEGAL REPRESENTATIVE

(Signature, full name)


Bùi Quốc Việt


KẾ TOÁN TRƯỞNG
Nguyễn Thị Thùy Dương



GIÁM ĐỐC
Nguyễn Kim Dương Khôi

INTERIM FINANCIAL STATEMENT

(Full Format)

March 31, 2026

Unit: Vietnamese Dong

ASSETS	Code	Notes	31/03/2026	31/12/2025
			4	5
A - CURRENT ASSETS	100		1,033,320,958,471	969,886,603,739
I. Cash and cash equivalents	110	V.1	552,721,560,207	414,559,407,470
1. Cash	111		416,421,560,207	196,659,407,470
2. Cash equivalents	112		136,300,000,000	217,900,000,000
II. Short-term financial investments	120		351,460,000,000	425,460,000,000
1. Trading securities	121			
2. Allowance for diminution in value of trading securities (*)	122			
3. Held-to-maturity short-term investments	123	V.2	351,460,000,000	425,460,000,000
4. Allowance for held-to-maturity investments (*)	124			
5. Other short-term investments	125			
6. Allowance for other short-term investments (*)	126			
III. Short-term receivables	130		88,420,643,452	82,719,442,431
1. Short-term trade receivables	131	V.3	76,456,565,025	74,473,026,475
2. Short-term prepayments to suppliers	132		4,293,529,549	3,453,717,119
3. Short-term internal receivables	133			
4. Receivables from construction contract progress	134			
5. Other short-term receivables	135	V.4	7,670,548,878	4,792,698,837
- Short-term pledges, mortgages, deposits and escrow - 244	135J			
6. Allowance for short-term doubtful debts (*)	136			
7. Deficit assets for treatment	137			
IV. Inventories	140	V.5	32,260,653,259	32,166,863,259
1. Inventories	141		32,260,653,259	32,166,863,259
2. Allowance for inventory devaluation (*)	142			
V. Current biological assets	150			
1. Livestock for single harvest (short-term)	151			
2. Seasonal crops or plants for single harvest (short-term)	152			
3. Allowance for impairment of biological assets (*)	153			
VI. Other current assets	160		8,458,101,553	14,980,890,579
1. Short-term deferred expenses	161	V.7a	8,454,582,606	12,744,797,626
2. Deductible VAT	162	V.9	3,518,947	2,236,092,953
3. Taxes and other receivables from the State	163			
4. Government bond repurchase transactions	164			
5. Other current assets	165			

B - NON-CURRENT ASSETS	200		417,165,716,138	427,339,754,543
I. Long-term receivables	210			
1. Long-term trade receivables	211			
2. Long-term prepayments to suppliers	212			
3. Working capital in affiliates	213			
4. Long-term internal receivables	214			
5. Other long-term receivables	215			
6. Allowance for long-term doubtful debts (*)	216			
II. Fixed assets	220	V.6	171,123,543,092	178,966,135,289
1. Tangible fixed assets	221	V.6a	171,113,543,089	178,953,635,287
- Historical cost	222		1,172,457,383,407	1,172,457,383,407
- Accumulated depreciation (*)	223		(1,001,343,840,318)	(993,503,748,120)
2. Financial leased assets	224			
- Historical cost	225			
- Accumulated depreciation (*)	226			
3. Intangible fixed assets	227	V.6b	10,000,003	12,500,002
- Historical cost	228		2,032,375,000	2,032,375,000
- Accumulated depreciation (*)	229		(2,022,374,997)	(2,019,874,998)
III. Non-current biological assets	230			
1. Livestock for periodic yield	231			
a) Immature livestock for periodic yield	232			
b) Mature livestock for periodic yield	233			
- Historical cost	234			
- Accumulated depreciation (*)	235			
2. Livestock for one-time product	236			
3. Seasonal plants or plants for single harvest - long-term	237			
4. Allowance for impairment of long-term biological assets (*)	238			
IV. Investment property	240			
- Historical cost	241			
- Accumulated depreciation (*)	242			
V. Long-term assets in progress	250			
1. Long-term work in progress	251			
2. Construction in progress	252			
VI. Long-term financial investments	260			
1. Investments in subsidiaries	261			
2. Investments in joint ventures and associates	262			
3. Investments in other entities	263			
4. Allowance for impairment of long-term investments in other entities	264			
5. Held-to-maturity long-term investments	265			
6. Allowance for impairment of long-term held-to-maturity	266			
VII. Other non-current assets	270	V.7b	246,042,173,046	248,373,619,254
1. Long-term prepaid expenses	271		246,042,173,046	248,373,619,254
2. Deferred income tax assets	272			
3. Long-term spare parts, equipment and supplies	273			
4. Other non-current assets	274			
TOTAL ASSETS (280 = 100 + 200)	280		1,450,486,674,609	1,397,226,358,282



EQUITY AND LIABILITIES	Code	Notes	31/03/2026	31/12/2025
1	2	3	4	5
C - LIABILITIES	300		441,283,189,042	203,512,948,417
I. Current liabilities	310		441,283,189,042	203,512,948,417
1. Short-term trade payables	311	V.8	55,085,036,836	77,629,468,437
2. Short-term advances from customers	312		1,199,041,218	1,512,921,205
3. Dividends and profit payable	313		287,787,356,500	
4. Taxes and other payables to the State - short-term	314	V.9	15,073,217,790	32,580,173,937
5. Payables to employees	315		6,244,870,566	21,247,981,690
6. Short-term accrued expenses	316	V.10	6,056,231,588	15,328,468,604
7. Short-term internal payables	317			
8. Payables from short-term construction contracts progress	318			
9. Short-term deferred revenue	319			
10. Other short-term payables	320	V.12	5,929,065,985	120,065,985
11. Short-term borrowings and finance lease liabilities	321			
12. Provisions for short-term payables	322	V.11	50,131,087,273	50,131,087,273
13. Bonus and welfare fund	323	V.13	13,777,281,286	4,962,781,286
14. Price stabilization fund	324			
15. Government bond repurchase transactions	325			
II. Non-current liabilities	330			
1. Long-term trade payables	331			
2. Long-term advances from customers	332			
3. Taxes and other payables to the State - long-term	333			
4. Long-term accrued expenses	334			
5. Internal payables related to business capital	335			
6. Long-term internal payables	336			
7. Long-term deferred revenue	337			
8. Other long-term payables	338			
9. Long-term borrowings and finance lease liabilities	339			
10. Convertible bonds	340			
11. Preference shares	341			
12. Deferred income tax	342			
13. Provision for long-term payables	343			
14. Science and technology development fund	344			
D - OWNER'S EQUITY	400	V.14	1,009,203,485,567	1,193,713,409,865
1. Owners' contributed capital	411		822,249,590,000	822,249,590,000
- Ordinary shares with voting rights	411a	V.15	822,249,590,000	822,249,590,000
- Preference shares	411b			
2. Share premiums	412			
3. Convertible bond options	413			
4. Other equity contributed by owners	414			
5. Treasury shares (*)	415			
6. Differences on asset revaluation	416			
7. Foreign exchange differences	417			
8. Investment and development fund	418		39,126,504,639	39,126,504,639
9. Other equity funds	419			
10. Retained earnings (Undistributed profit after tax)	420		147,827,390,928	332,337,315,226
- Accumulated retained earnings to the end of previous period	420a		28,740,958,726	332,337,315,226

15792
 'G TY
 'HÂN
 XAN
 P
 HẢI P

- Retained earnings of the current period	420b	119,086,432,202	
TOTAL LIABILITIES AND OWNER'S EQUITY (440 = 300 + 400)	440	1,450,486,674,609	1,397,226,358,282

Approved, 08 / 04 / 2026


PREPARED BY

(signature, full name)


Bùi Quốc Việt

CHIEF ACCOUNTANT

(signature, full name)


Nguyễn Thị Thủy Dương

LEGAL REPRESENTATIVE

(signature, full name)



GIÁM ĐỐC
Nguyễn Kim Dương Khải



INTERIM STATEMENT OF CASH FLOWS

(Full format)

(Indirect method)

Quarter I 2026

Unit: Vietnamese Dong

Indicators	Code	Notes	Cumulative from the beginning of the year to the end of this quarter	
			Quarter 1-2026	Quarter 1-2025
1	2	3	4	5
I. Cash flows from operating activities				
1. Profit before tax	01		133,501,705,477	125,979,706,485
2. Adjustments for:				
- Depreciation of fixed assets and investment property	02		10,155,007,155	9,612,021,957
- Provisions	03			
- Foreign exchange profit/losses arising from the revaluation of monetary items denominated in Foreign currencies	04			
- Profit/loss from investment activities	05		(8,956,918,767)	(5,024,402,583)
- Loan interest expenses	06			
- Other adjustments	07			
3. Operating profit before change of working capital	08		134,699,793,865	130,567,325,859
- Increase/decrease in receivables	09		(596,797,974)	13,301,444,731
- Increase/decrease in inventories	10		(93,790,000)	97,328,059
- Increase/decrease in payables (excluding interest payable and income tax payable)	11		(47,525,947,141)	(28,921,471,506)
- Increase/decrease in prepaid expenses	12		7,452,046,270	1,874,729,341
- Increase/decrease in trading securities	13			
- Interest paid	14			
- Corporate income tax paid	15		(31,529,942,009)	(18,276,549,746)
- Other cash inflows from operating activities	16			
- Other cash outflows from operating activities	17		(1,185,500,000)	(1,603,500,000)
Net cash flows from operating activities	20		61,219,863,011	97,039,306,738
II. Cash flows from investment activities				
1. Cash payments for the purchase and construction of fixed assets and other non-current assets	21		(3,142,800,000)	
2. Cash receipts from the disposal and sale of fixed assets and other long-term assets	22			
3. Cash payments for lending and purchasing debt instruments of other entities	23		(86,000,000,000)	(126,000,000,000)
4. Cash receipts from loan repayments and resale of debt instruments of other entities	24		160,000,000,000	246,600,000,000
5. Cash payments for equity investments in other entities	25			
6. Cash receipts from recovery of equity investments in other entities	26			
7. Cash receipts of interest from loans, dividends, and profit distributions	27		6,085,089,726	7,661,263,734
Net cash flows from investment activities	30		76,942,289,726	128,261,263,734
III. Cash flows from financial activities				
1. Cash receipts from issuing shares and receiving capital contributions from owners	31			
2. Cash payments to return capital to owners or to repurchase the company's issued shares	32			




3. Cash receipts from borrowings	33			
4. Cash payments for repayment of loan principal	34			
5. Cash payments for finance lease liabilities	35			
6. Dividends and profits paid to owners	36			(4,063,000,000)
Net cash flows from financial activities	40			(4,063,000,000)
Net cash flows during the period (50=20+30+40)	50		138,162,152,737	221,237,570,472
Cash and cash equivalent at the beginning of the period	60		414,559,407,470	285,292,504,619
Effect of changes in foreign exchange rates on foreign currency translation	61			
Cash and cash equivalent at the end of the period (70=50+60+61)	70	V.1	552,721,560,207	506,530,075,091

Prepared on: 08 / 04 / 2026

Prepared by
(Signature, full name)


Bùi Quốc Việt

Head accountant
(Signature, full name)


Nguyễn Thị Thủy Dương

Director
(Signature, full name)



GIÁM ĐỐC
Nguyễn Kim Dương Hoài



NOTES TO THE FINANCIAL STATEMENT 1st Quarter of 2026

I- CHARACTERISTICS OF THE COMPANY'S OPERATIONS

1- Capital ownership structure

VIP Greenport Joint Stock Company is an enterprise operating in accordance with the Law on Enterprises of the Socialist Republic of Vietnam.

The Company's charter capital is: 822,249,590,000 VND, contributed by shareholders, specifically as follows:

	Contributed capital (vnd)	Ratio (%)
- Vietnam Container Shipping Joint Stock Corporation	446 875 000 000	54.35%
- Evergreen Marine Corp. (Taiwan) Ltd.,	178 750 000 000	21.74%
- Leadvisors Capital Management Company	112 650 000 000	13.70%
- Other shareholders	83 974 590 000	10.21%

2- Business sector:

Port operations

3- Business lines:

VIP Greenport Joint Stock Company operates under Business Registration Certificate No. 0201579242 issued by the Department of Planning and Investment of Hai Phong City on 28 October 2014, with the sixth amendment dated 20 August 2025, with the following business lines::

- + Cargo handling (excluding air cargo handling)
- + Warehousing and storage of goods;
- + Coastal and ocean freight transport;
- + Inland waterway freight transport;
- + Road freight transport;
- + Repair of machinery and equipment;
- + Other supporting service activities related to transport;

Details: Customs clearance services; freight forwarding services; bill of lading inspection; freight brokerage services; cargo inspection; sampling and weighing services; cargo receiving and acceptance services; preparation of transport documentation. maritime aids to navigation, waters, maritime zones, public shipping channels and routes; survey services of waters, maritime zones, public shipping channels and routes for issuance of Notices to Mariners; survey, construction and development of nautical charts for waters, ports, shipping channels and routes; preparation and publication of maritime safety documents and publications; maritime traffic regulation services ensuring safety within waters, maritime zones and public shipping channels; maritime electronic information services; pilotage services; supporting services related to air transport; air transport business, airport operations and general aviation business).

4- Characteristics of the Company's operations during the financial year affecting the financial statements

The Company's business operations are not seasonal or cyclical in nature and therefore do not affect the Company's interim financial statements.

II- ACCOUNTING PERIOD AND ACCOUNTING CURRENCY

- 1- Accounting period: Begins on January 1st and ends on December 31st each year
- 2- Accounting currency: Vietnamese Dong (VND)

III- ACCOUNTING STANDARDS AND SYSTEM APPLIED

1- Applied accounting system:

Enterprise Accounting Regime (issued under Circular No. 99/2025/TT-BTC dated 27 October 2025 of the Minister of Finance).

2- Statement of compliance with Accounting Standards and Accounting System:

The financial statements of VIP Greenport Joint Stock Company are prepared and presented in accordance with the Vietnamese Accounting Standards (VAS), the Vietnamese Accounting System, and relevant legal regulations on the preparation and presentation of financial statements currently applicable in Vietnam.

The financial statements are prepared on the basis of compliance with fundamental accounting principles, including: accrual basis, going concern, consistency, matching, and prudence.

3- Accounting form applied: Vouchers for book entry

IV. SIGNIFICANT ACCOUNTING POLICIES

1- Principles for recognition of cash and cash equivalents:



Cash and cash equivalents of the Company include cash on hand and demand deposits or term deposits with maturities of three (3) months or less at banks; economic transactions denominated in foreign currencies are translated into Vietnamese Dong (VND). At the end of the accounting period, monetary items denominated in foreign currencies are translated at the average buying and selling exchange rates of the commercial bank where the transactions are conducted as at the end of the accounting period.

2- Principles for recognition of held-to-maturity investments:

Held-to-maturity investments are investments that the Company has the intention and ability to hold until maturity.

Held-to-maturity investments include term deposits at banks. These investments are initially recognized at historical cost. Subsequently, the finance department reviews all investments to assess and recognize provisions at the end of the financial year.

3- Principles for recognition of inventories:

- Recognition principle:

Inventories are measured at historical cost, including directly attributable costs incurred.

- Inventory valuation principle : First-in, first-out

- Inventory accounting method: Perpetual inventory system

- Method for establishing provision for inventory depreciation: Based on the difference between historical cost and actual value.

4- Principles for recognition and depreciation of fixed assets and investment property

- Principles for recognition of fixed assets (tangible, intangible, finance lease):

Fixed assets are stated at historical cost less accumulated depreciation. Historical cost includes expenditures that are directly attributable to rendering fixed asset ready to use. Expenditures incurring after the initial recognition can only increase the historical cost of the fixed asset if these expenditures definitely increased the future economic benefit from the use of said asset.

- Depreciation method for fixed assets (tangible, intangible, finance lease): Fixed assets are depreciated using the linear method to allocate the depreciable amount over their estimated useful lives or over the term of the Investment Registration Certificate, whichever is shorter. The depreciation amount is the cost of the fixed asset as recorded in the financial statements less its estimated residual value.

The estimated useful lives of asset categories are as follows:

Buildings, structures: 20 - 25 years

Machinery and equipment: 5 - 10 years

Means of transportation: 5 - 8 years

Management equipment: 3 - 5 years

Computer software: 5 years

5- Principles for recognition of receivables:

- Receivables represent the carrying value of amounts due from customers, including trade receivables arising from service transactions, and other non-trade receivables not related to service provision.

- Receivables are classified as short-term or long-term in the balance sheet based on the remaining term from the reporting date to the collection due date.

- Receivables denominated in foreign currencies are retranslated at the reporting date using the actual exchange rate in accordance with Circular No. 99/2025/TT-BTC.

6- Principles for recognition of financial investments:

- Investments in subsidiaries, associates and jointly controlled entities:

Accounted using the historical cost method. Net profit distributions received from subsidiaries and associates arising after the acquisition date are recognized in the Statement of Profit or Loss. Other distributions (other than net profit) are treated as a recovery of investment and recorded as a reduction in the carrying amount of the investment

- Short-term securities investments: These are investments in securities with a recovery period of less than one year or within one operating cycle.

- Other short-term and long-term investments:

Investments are classified as short-term if the recovery period is less than 1 year or within 1 operating cycle, and as long-term if the recovery period is more than 1 year or exceeds 1 operating cycle.

- Method for establishing provisions for loss of short-term and long-term investments

Provision for loss of investment is established at year-end as the difference between the carrying (original) cost of investments recorded in the accounting books and their market value at the time the provision is established, when the carrying amount is higher than the market value.

7- Principles for recognition and capitalization of borrowing costs:

- Borrowing costs must be recognized as production and business expenses in the period in which they are incurred, unless they are capitalized in accordance with regulations.

- The capitalization rate used to determine the amount of borrowing costs capitalized during the period is calculated based on the weighted average interest rate of outstanding borrowings, excluding specific loans used for the purpose of constructing in-progress assets.

8- Principles for recognition and capitalization of other costs:

- Prepaid expenses:

Prepaid expenses relating only to the current financial year's production and business activities are recorded as short-term prepaid expenses. Expenses incurred for future periods or large one-time expenses are recorded as long-term prepaid expenses and allocated gradually to business results.

Prepaid land rent for land lease contracts effective after the effective date of the 2003 Land Law (July 1, 2004), or in cases where a Land Use Right Certificate is not granted, is recorded as prepaid expenses and allocated on a linear basis over the prepaid lease term.

- Method of allocating prepaid expenses: Linear method.

9- Principles for recognition of accrued expenses: Accrued expenses include amounts payable for goods and services received from suppliers during the financial year but not yet paid due to the absence of invoices or incomplete accounting documentation. These are recognized as production and business expenses of the financial year.

10- Principles and methods for recognizing provisions: Provisions are recognized when the Company has a present obligation (legal or constructive) arising from past events; it is probable that settlement of the obligation will result in an outflow of economic benefits; and the value of the obligation can be reliably estimated. Provisions are not recognized for future operating losses.

11- Principles for recognizing equity:

- Principles for recognizing owners' contributed capital, share premium, and other equity:
Recognized at actual amounts incurred.

12- Principles and methods for revenue recognition:

- Revenue from sales and service provision is recognized in the income statement when services have been rendered, based on the stage of completion of each transaction, determined by the proportion of services performed relative to the total services to be provided. Service revenue is recognized only when all four (4) of the following conditions are met:

- Revenue can be measured reliably. If a contract allows the buyer to return the purchased service under specific conditions, revenue is recognized only when those conditions no longer exist and the buyer can no longer return the service.

- It is probable that the company will receive economic benefits from the transaction.

- The stage of completion at the reporting date can be determined.

- The costs incurred for the transaction and the costs to complete the service provision can be measured reliably.

- Financial activity income:

Recognized when the outcome of the transaction can be measured reliably. For transactions spanning multiple periods, revenue is recognized in each period based on the portion of work completed as of the balance sheet date of that period.

13- Principles and methods for recognizing financial expenses: According to actual amount incurred, primarily from loss due to exchange rates differences

14- Principles and methods for recognizing current corporate income tax expense and deferred corporate income tax expense:

- Current Corporate income tax (CIT) is the amount of tax payable or recoverable, calculated based on taxable income and the applicable CIT rate of the current financial year. Current CIT and deferred CIT are recognized as income or expenses when determining the profit or loss of the period, except in cases where the tax arises from a transaction or event that is recognized directly in equity in the same or another financial year.

- Deferred CIT, using the liability method, is fully calculated based on temporary differences between the carrying amounts of assets and liabilities in the financial statements and their tax bases. Deferred CIT is not recognized for deferred tax liabilities arising from the initial recognition of an asset or liability in a transaction that is not a business combination and does not affect accounting profit or taxable profit/loss at the time of the transaction. Deferred CIT is determined using tax rates expected to apply in the period when the asset is recovered or the liability is settled, based on tax rates that have been enacted or are substantively enacted as of the balance sheet date.

15- Foreign exchange risk provision:

Accounts denominated in foreign currencies are revalued based on the actual exchange rate of the commercial bank where the Company maintains its accounts and conducts transactions.

V- SUPPLEMENTARY INFORMATION FOR ITEMS PRESENTED IN THE BALANCE SHEET

Unit: Vietnamese Dong

1 Cash and cash equivalents

	31/03/2026	31/12/2025
	VND	VND
Cash	18,344,827	349,028,618
Cash in bank	416,403,215,380	196,310,378,852
Cash equivalents	136,300,000,000	217,900,000,000
	552,721,560,207	414,559,407,470

2 Short-term financial investment:

	31/03/2026	31/12/2025
	VND	VND
Held-to-maturity investments	351,460,000,000	425,460,000,000

3 Trade Receivables

	31/03/2026	31/12/2025
	VND	VND

20
 ÔN
 Ô P
 VG
 VI
 TP.

(a) Related parties		
Evergreen (Vietnam) Shipping Agency Joint Venture Company	31,762,901,163	30,699,843,224
GREEN STAR LINES ONE MEMBER LIMITED COMPANY	70,480,800	32,292,000
GREENPORT SERVICES ONE MEMBER LIMITED LIABILITY COMPANY	10,767,568,900	6,759,725,100
VSC GREEN LOGISTICS JOINT STOCK COMPANY		536,310,161
	78,300,000	
VICONSHIP HO CHI MINH COMPANY LIMITED HANOI BRANCH		149,774,400
	575,999,443	
NAM HAI DINH VU PORT COMPANY LIMITED		
GREEN LOGISTICS CENTRE ONE MEMBER COMPANY LIMITED	182,806,200	598,574,880
(c) Third parties		
MAERSK LINE A/S	15,908,231,417	16,069,943,963
Yang Ming Marine Transport Co.,	2,772,357,213	4,208,804,485
TS CONTAINER LINES PTE.LTD	9,881,795,556	10,518,723,787
INTERASIA LINES SINGAPORE PTE. LTD.	1,757,532,666	1,377,061,053
Wan Hai Lines Ltd.,	1,008,939,258	2,029,883,253
International Shipping Company Pte Ltd	146,941,271	108,639,923
HYUNDAI MERCHANT MARINE CO., LTD	101,538,408	
BEN LINE AGENCIES (SINGAPORE) PTE LTD as Agent for the Principal	592,309,676	
FESCO Ocean Management Hong Kong Limited	737,429,897	888,532,369
MULTIMODAL LOGISTICS & AGENCIES COMPANY LIMITED	57,901,158	22,410,171
Other customers	53,531,999	472,507,706
	<u>76,456,565,025</u>	<u>74,473,026,475</u>

4 Other receivables

	31/03/2026	31/12/2025
	VND	VND
Accrued interest receivable on deposits	7,392,624,878	4,520,795,837
Social security fund receivable	271,924,000	271,903,000
Advances	6,000,000	
	<u>7,670,548,878</u>	<u>4,792,698,837</u>

5 Inventories

	31/03/2026		31/12/2025	
	Historical cost (VND)	Provisions	Historical cost (VND)	Provisions
Parts, materials, raw materials	32,260,653,259		32,166,863,259	

5792
GTY
HÂN
XAN
P
HAI P

6 Fixed assets

(a) Tangible fixed assets

	Buildings VND	Machinery and equipment VND	Means of transport VND	Office equipment VND
Historical cost				
Beginning balance (*)	395,144,373,892	59,513,682,563	712,280,934,602	5,518,392,350
Purchase during the period				
Ending balance	395,144,373,892	59,513,682,563	712,280,934,602	5,518,392,350
Accumulated depreciation amount				
Beginning balance	270,193,845,187	57,676,908,918	660,807,896,935	4,825,097,080
Depreciation amount during the period	3,111,107,256	104,892,756	4,553,685,103	70,407,083
Ending balance	273,304,952,443	57,781,801,674	665,361,582,038	4,895,504,163
Remaining value				
Beginning balance	124,950,528,705	1,836,773,645	51,473,037,667	693,295,270
Ending balance	121,839,421,449	1,731,880,889	46,919,352,564	622,888,187

(b) Intangible fixed assets

	Computer software VND
Historical cost	
Beginning balance	2,032,375,000
Amount incurred during the period	
Ending balance	2,032,375,000
Accumulated depreciation amount	
Beginning balance	2,019,874,998
Depreciation amount during the period	2,499,999
Ending balance	2,022,374,997
Remaining value	
Beginning balance	12,500,002
Ending balance	10,000,003

7 Prepaid Expenses:

(a) Short-term prepaid expenses

	31/03/2026 VND	31/12/2025 VND
Yard rental expenses		
Insurance	831,296,464	895,159,283
Tools and equipment	7,623,286,142	11,849,638,343
Office repairs		
Ending balance	8,454,582,606	12,744,797,626

(b) Long-term prepaid expenses

	Prepaid land expenses VND	Other expenses VND	Total VND
Beginning balance	247,428,400,504	945,218,750	248,373,619,254
Increased amount during the period			-
Allocated amount during the period	2,312,414,958	19,031,250	2,331,446,208
Ending balance	245,115,985,546	926,187,500	246,042,173,046



8 Trade payables

Payables to suppliers, detailed by major suppliers

	Original price and payable amount at	
	31/03/2026	31/12/2025
(a) Related parties		
GREEN STAR LINES ONE MEMBER LIMITED COMPANY	5,565,635,496	6,955,136,280
GREEN LOGISTICS CENTRE ONE MEMBER COMPANY LIMITED	1,021,146,474	1,160,361,276
CENTRAL CONTAINER JOINT STOCK COMPANY		16,850,000
VSC GREEN LOGISTICS JOINT STOCK COMPANY	6,048,754,547	3,518,116,174
Quang Binh-Dinh Vu Dryport Joint Stock Company	248,400,000	248,400,000
NAM HAI DINH VU PORT COMPANY LIMITED	27,422,180,608	39,697,476,185
GREENPORT SERVICES ONE MEMBER LIMITED LIABILITY COMPANY	1,739,704,819	
(b) Third parties		
Kocks Ardel Kranbau GmbH	205,763,988	205,763,988
VINASHIP MARINE SERVICES COMPANY LIMITED	868,232,196	2,760,379,214
NHAN BIEN VIET NAM MARITIME SERVICE TRADING JOINT STOCK COMPANY	208,517,760	389,462,040
DUY LINH TRADING JOINT STOCK COMPANY	9,342,130,745	9,342,130,745
DINH VU SHIPPING SERVICES JOINT STOCK COMPANY	911,707,920	819,802,080
SON LAM TRADING AND LOGISTICS COMPANY LIMITED	580,000,000	580,000,000
Truong Thanh Materials Company Limited	12,171,500	12,171,500
Other suppliers	910,690,783	11,923,418,955
Ending balance :	<u>55,085,036,836</u>	<u>77,629,468,437</u>

201
CÔNG
ĐỒ P
.NG
V
V TP

10 Short-term payable expenses

	31/03/2026	31/12/2025
	VND	VND
Accrued electricity expense	318,741,697	250,676,647
Accrued water usage expense	14,464,736	12,618,712
Accrued repair cost for QC02 crane		11,700,000,000
Accrued handling commission payable to shipping lines	5,529,795,520	3,218,312,135
Accrued subcontractor expenses	193,229,635	146,861,110
Ending balance	<u>6,056,231,588</u>	<u>15,328,468,604</u>

11 Provisions for short-term payables

	31/03/2026	31/12/2025
	VND	VND
Dredging expenses	50,131,087,273	50,131,087,273
	<u>50,131,087,273</u>	<u>50,131,087,273</u>

12 Other short-term payables

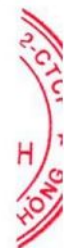
	31/03/2026	31/12/2025
	VND	VND
Bonuses for the board of directors and supervisory board	5,809,000,000	
Payables to other customers	120,065,985	120,065,985
	<u>5,929,065,985</u>	<u>120,065,985</u>

13 Bonus and welfare fund

	31/03/2026	31/12/2025
	VND	VND
Beginning balance	4,962,781,286	3,986,981,286
Increase during the period	10,000,000,000	7,000,000,000
Decrease during period	(1,185,500,000)	(6,024,200,000)
Ending balance	<u>13,777,281,286</u>	<u>4,962,781,286</u>

14 Change of equity

	Share capital	Accumulated profit/loss	Total
	VND	VND	VND
Balance as of 31/12/2025	1,193,713,409,865	119,086,432,202	1,312,799,842,067
Net profit for the period	(10,000,000,000)		(10,000,000,000)
Bonus for Supervisory Board and Board of Directors	(287,787,356,500)		(287,787,356,500)
Dividend paid	(5,809,000,000)		(5,809,000,000)
Distributed to Bonus and welfare fund			
Balance as of 31/03/2026	<u>890,117,053,365</u>	<u>119,086,432,202</u>	<u>1,009,203,485,567</u>



15 Share capital

Amount of share capital approved and issued by the Company is:

	31/03/2026		31/12/2025	
	Number of shares	VND	Number of shares	VND
Approved share capital	82,224,959	822,249,590,000	82,224,959	822,249,590,000
Issued share capital				
Common shares	82,224,959	822,249,590,000	82,224,959	822,249,590,000
Outstanding shares				
Common shares	82,224,959	822,249,590,000	82,224,959	822,249,590,000

Common shares have a par value of VND 10,000. Each common share carries one voting right at the Company's shareholders' meetings. Shareholders are entitled to receive dividends as declared by the Company from time to time. All common shares are treated equally with respect to the Company's residual assets.

* Off-balance sheet items

Foreign currency

	31/03/2026		31/12/2025	
	Original amount	VND equivalent	Original amount	VND equivalent
USD	7,878,324.24	207,619,981,273	7,347,863.85	193,814,796,022
EUR	7.67	191,251	7.67	191,251
		<u>207,620,172,524</u>		<u>193,814,987,273</u>



16 Revenue from services rendered

Total revenue represent the total value of services rendered,
not including VAT

	3-month period ending on	
	31/03/2026	31/03/2025
	VND	VND
Container handling operations	254,089,093,964	219,809,093,937
Yard storage, reefer services, customs inspection, and quarantine services	18,638,968,239	19,900,828,639
Tugboat operations	4,145,744,524	3,794,666,701
Other activities	12,188,874,701	12,823,316,672
	<u>289,062,681,428</u>	<u>256,327,905,949</u>

17 Financial revenue

	3-month period ending on	
	31/03/2026	31/03/2025
	VND	VND
Deposit and loan interest	8,964,037,878	5,031,179,143
Profit from exchange rate difference/foreign currency sale	10,739,716	282,570,170
	<u>8,974,777,594</u>	<u>5,313,749,313</u>

18 Financial expenses

	3-month period ending on	
	31/03/2026	31/03/2025
	VND	VND
Loss from exchange rate differences	241,749,725	106,697,086
	<u>241,749,725</u>	<u>106,697,086</u>

19 Selling Expenses

	3-month period ending on	
	31/03/2026	31/03/2025
	VND	VND
Outsourced service expenses – handling commission	15,149,459,399	9,383,977,928
Employee expenses	2,308,997,808	1,942,748,343
Other expenses	1,518,431,880	775,070,704
	<u>18,976,889,087</u>	<u>12,101,796,975</u>

20 General and Administration Expenses

	3-month period ending on	
	31/03/2026	31/03/2025
	VND	VND
Labor costs	2,516,736,952	3,198,561,399
Depreciation expenses	234,674,233	270,409,422
Office supplies expenses	41,525,295	239,433,616
Outsourced service expenses	822,948,423	1,608,233,948
Other administration expenses	1,072,328,637	1,511,493,946
	<u>4,688,213,540</u>	<u>6,828,132,331</u>

21 Cost of goods sold

	3-month period ending on	
	31/03/2026	31/03/2025
	VND	VND
Labor costs	12,909,175,793	12,480,237,647
Depreciation expenses	7,607,917,964	9,341,612,535
Fuel and lubricants expenses	6,411,639,769	5,834,099,847
Outsourced service expenses	111,242,565,198	97,726,879,564
Other expenses	2,500,539,958	2,558,589,158
	<u>140,671,838,682</u>	<u>127,941,418,751</u>

22 Corporate income tax

(a) Comparison of actual tax rate

	3-month period ending on	
	31/03/2026	31/03/2025
	VND	VND
Accounting profit/loss before tax	<u>133,501,705,477</u>	<u>125,979,706,485</u>
Tax amount calculated by Company's tax rate	26,700,341,096	25,195,941,297
Corporate income tax on non-deductible expenses	1,065,102,727	2,126,723,377
Tax exemption	(13,350,170,548)	(12,597,970,649)
Remaining tax amount payable	<u>14,415,273,275</u>	<u>14,724,694,025</u>

(b) Applicable tax rate

According to the terms of the Investment License, the Company is obligated to pay corporate income tax to the State at a rate of 10% on taxable profits for the first 15 years from the first year of revenue generation, and at the standard tax rate for subsequent years. In accordance with current tax regulations, the Company has applied the preferential tax rate since 2016. Current tax regulations also allow the Company to enjoy a tax exemption for 4 years from the first year in which taxable income is generated, followed by a 50% reduction of corporate income tax for the next 9 years.

All of the above tax incentives do not apply to other income. Such other income is subject to a tax rate of 20% from 2016 (2015: 22%).

23 Major transactions with related parties:

In addition to balances with related parties disclosed in other notes to the financial statements, during the year/period the Company had the following major transactions with the related parties:

	Transaction value for 3-month period ending on	
	31/03/2026 VND	31/03/2025 VND
(a) Shareholders		
VIETNAM CONTAINER SHIPPING JOINT STOCK CORPORATION		
Provision of services		
Purchase of services	8,763,482,549	7,848,054,494
Purchase of assets		
(b) Các công ty liên quan khác		
EVERGREEN SHIPPING AGENCY (VIETNAM) COMPANY LIMITED		
Provision of services	86,077,512,040	81,538,767,343
Purchase of services	9,958,832,655	5,627,693,230
Dividend payments		
GREEN STAR LINES ONE MEMBER LIMITED COMPANY		
Purchase of services	14,929,153,200	14,427,450,500
Provision of services	111,820,000	136,380,000
GREEN LOGISTICS CENTRE ONE MEMBER COMPANY LIMITED		
Purchase of services	2,587,642,514	3,793,328,000
Provision of services	488,997,000	474,496,500
CENTRAL CONTAINER JOINT STOCK COMPANY		
Purchase of services	122,203,704	11,218,889

VSC GREEN LOGISTICS JOINT STOCK COMPANY

Purchase of services	6,382,494,502	5,529,520,005
Provision of services	3,960,102,456	2,656,177,526

**GREENPORT SERVICES ONE MEMBER LIMITED
LIABILITY COMPANY**

Provision of services	9,969,971,202	9,187,579,802
Purchase of services	1,610,837,794	2,413,603,389

**VICONSHIP HO CHI MINH COMPANY LIMITED
HA NOI BRANCH**

Provision of services	115,780,000	91,690,000
-----------------------	-------------	------------

Quang Binh-Dinh Vu Dryport Joint Stock Company

Provision of services		
Purchase of services	690,000,000	2,779,576,181

NAM HAI DINH VU PORT COMPANY LIMITED

Provision of services	1,614,326,486	150,220,000
Purchase of services	50,255,814,014	33,729,946,122

VINASHIP MARITIME SERVICES CO., LTD

Provision of services		
Purchase of services	2,090,466,800	2,374,745,900

Members of the Board of Directors

Salary and bonus	3,841,938,824	3,997,644,590
------------------	---------------	---------------

Approved, 8... / ...4 / ...2026

PREPARED BY
(signature, full name)


Bùi Quốc Việt

CHIEF ACCOUNTANT
(signature, full name)


Nghiêm Thị Thủy Dương

LEGAL REPRESENTATIVE
(signature, full name)



GIÁM ĐỐC
Nguyễn Kim Dương Khôi