

PERIODIC DISCLOSURE OF FINANCIAL STATEMENTS

To: Hanoi Stock Exchange

To implement the provisions at Clause 3, Article 14 of the Circular No. 96/2020/TT-BTC dated November 16, 2020 of Ministry of Finance guides information disclosure on the stock market, VIP Greenport JSC disclosures financial statements (FS) for the fourth quarter of 2024 with HNX as below :

1. Company Name : **VIP GREEN PORT JSC**

- Code proof Contract : VGR
- Add : Dinh Vu - Cat Hai economic zone, Dong Hai 2 ward, Hai An District, Hai Phong .
- Tel: 0225.3552157 Fax:
- Email:..... Website: www.vipgreenport.com.vn

2. Content of published information:

- Financial statements for the fourth quarter of 2024
 - Separate financial statements (Listed company has no subsidiaries and the superior accounting unit has affiliated units);
 - Consolidated financial statements most (Listed company has subsidiaries);
 - General combination financial statements (Listed company has an accounting unit directly under the organization of its own accounting apparatus.)

- Cases that must explain the cause:
- + The audit organization gives an opinion other than an unqualified opinion on the financial statements (for reviewed/audited financial statements):

Yes No

Explanatory text in case of Yes:

Yes No

- + Profit after tax in the reporting period has a difference of 5% or more before and after auditing, changing from loss to profit or vice versa (for audited financial statements in 2022)

Yes No

Explanatory text in case of Yes:

Yes No

- + Profit after corporate income tax in the business results report of the reporting period

changes by 10% or more compared to the same period report of the previous year.:

Yes

No

Explanatory text in case of Yes:

Yes

No

+ Profit after tax in the reporting period is a loss, changing from profit in the same period last year to loss in this period or vice versa:

Yes

No

Explanatory text in case of Yes:

Yes

No

This information was published on the company's website on: 17/01/2025 at the link: <https://vipgreenport.com.vn/index.php/danh-muc/tin-co-dong>.

3. Report on transactions worth 35% or more of total assets in 2023.

In case listed company has transactions, please fully report the following contents::

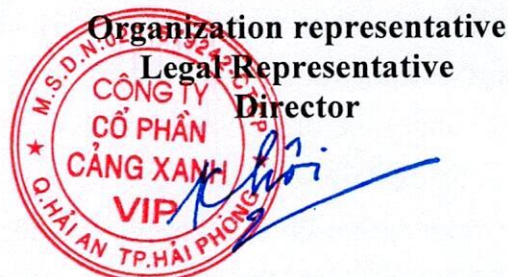
- Transaction content:.....
- Ratio of transaction value/total asset value of the enterprise (%) (based on the most recent financial report);.....
- Transaction completion date:.....

We hereby commit that the information published above is true and take full legal responsibility for the content of the published information..

Attachement:

- Financial statements Quarter IV/2024;
- Explanatory text .

Organization representative
Legal Representative
Director



Nguyen Kim Duong Khoi

Number: 02/CV-VGR

Hai Phong , January 15th , 2025 .

To:

- **STATE SECURITIES COMMISSION**
- **HANOI STOCK EXCHANGE**

Pursuant to the information disclosure regulations of organizations listed on the stock market, VIP Green Port Joint Stock Company (stock code: VGR) would like to explain that the profit after corporate income tax in the Profit and Loss Statement for 4th quarter of 2024 compared to the same period last year has fluctuated by 10% or more in the Financial Statement as follows:

Currency: VNĐ

STT	Items	Quarter IV 2023	Quarter IV 2024	Difference	Percentage of difference (%)
1	Profit after tax	87,086,057,210	70,468,391,305	16,617,665,905	-19%

Main reasons:

Due to cost of dredging shipping channel according to the approval from Maritime Administration and cost of repairing equipment after Yagi typhoon

This is the main reasons leading to the decrease in profit in the fourth quarter of 2024 compared to the same period in 2023

Sincerely.

Receiving:

- As above
- Archive at Financial Department

Legal Representative



GIÁM ĐỐC
Nguyễn Kim Dương Hoài

BALANCE SHEET

As at 31/12/24

(Applies to businesses meet the assumption of Going Concern)

Unit: VND


ASSETS	Code	Explan ation	Closing	Opening
1	2	3	4	5
A. SHORT-TERM ASSETS	100		716,871,517,892	721,609,256,347
I. CASH AND CASH EQUIVALENT VALUE	110	V.1	285,292,504,619	177,166,735,577
1. Cash	111		145,672,504,619	53,516,735,577
- Cash in hand (including checks)	111A		238,945,279	265,397,866
- Cash at bank	111B		145,433,559,340	53,251,337,711
- Cash in transit	111C			
2. Cash equivalents	112		139,620,000,000	123,650,000,000
- Time deposits in banks	112A		139,620,000,000	123,650,000,000
- Other investments held to maturity	112B			
II. SHORT-TERM FINANCIAL INVESTMENTS	120		282,960,000,000	424,016,299,943
1. Securities investment	121			
2. Provision for diminution in value of Short-term investments (*)	122			
3. Investments held to maturity	123	V.2	282,960,000,000	424,016,299,943
III. SHORT-TERM RECEIVABLES	130		111,925,499,738	91,761,514,755
1. Trade accounts receivables	131	V.3	92,881,484,884	74,738,538,270
2. Advances to supplies	132		14,171,974,167	10,775,765,352
3. Short-term inter-company receivables	133			
- Capital in the units about foreign exchange differences	133A			
- Intercompany receivables of borrowing costs eligible for capitalization	133B			
- Other inter-company receivables	133C			
4. Receivables by the Scheduled Progress of Construction Contracts	134			
5. Receivables of short-term loans	135			
6. Other receivables	136		4,872,040,687	6,247,211,133
- Short-term collateral and deposit -244	136L			
7. Provisions for short-term bad debts (*)	137			
8. Pending assets (loss under pendency)	139			
IV. INVENTORIES	140	V.4	27,123,453,714	19,639,965,225
1. Inventories	141		27,123,453,714	19,639,965,225
2. Provisions for devaluation of inventories (*)	149			
V. OTHER SHORT-TERM ASSETS	150		9,570,059,821	9,024,740,847
1. Short-term prepaid expenses	151	V.6a	8,221,627,109	9,024,740,847
2. Deductible VAT	152	V.8	1,348,432,712	
3. Taxes and other receivables from State Budget	153			
4. Exchange traded transaction of government bonds	154			
5. Other short-term assets	155			



B. LONG-TERM ASSETS	200		475,935,997,388	543,277,501,802
I. LONG-TERM RECEIVABLE	210			
1. Long-term receivables from customers	211			
2. Long-term advances to supplies	212			
3. Working capital in subsidiaries	213			
4. Long-term inter-company receivables	214			
5. Receivables of long-term loans	215			
6. Other long-term receivables	216			
7. Provisions for long-term bad debts (*)	219			
I. FIXED ASSETS	220	V.5	217,278,510,443	273,073,801,517
1. Tangible fixed assets	221	V.5a	217,256,010,438	273,041,301,510
- Original Cost	222		1,172,457,383,407	1,170,514,923,407
- Accumulated depreciation (*)	223		(955,201,372,969)	(897,473,621,897)
2. Financial lease assets	224			
- Original Cost	225			
- Accumulated depreciation (*)	226			
3. Intangible assets	227	V.5b	22,500,005	32,500,007
- Original Cost	228		2,032,375,000	2,032,375,000
- Accumulated amortization (*)	229		(2,009,874,995)	(1,999,874,993)
III. INVESTMENT PROPERTIES	230			
- Original Cost	231			
- Accumulated amortization (*)	232			
IV. UNFINISHED LONG-TERM ASSETS	240			
1. Long-term work in progress	241			
- Work in progress	241A			
- Provisions for devaluation of inventories	241B			
2. Capital construction in progress	242			
V. LONG-TERM FINANCIAL INVESTMENTS	250			
1. Investment in subsidiaries	251			
2. Investments in joint venture, corporations	252			
3. Other long-term investments	253			
4. Provision for devaluation of long-term investments (*)	254			
5. Investments held to maturity	255			
II. OTHER NON-CURRENT ASSETS	260	V.6b	258,657,486,945	270,203,700,285
1. Long-term prepayment	261		258,657,486,945	270,203,700,285
2. Deferred tax assets	262			
3. Long-term equipment, supplies and spare parts	263			
4. Other non-current assets	268			
TOTAL ASSETS (270 = 100 + 200)	270		1,192,807,515,280	1,264,886,758,149

RESOURCES	Code	Explanation	Closing	Opening
1	2	3	4	5
RESOURCES				
C. LIABILITIES	300		193,755,691,040	89,940,062,370
I. CURRENT LIABILITIES	310		193,755,691,040	89,940,062,370
1. Short-term trade accounts payable	311	V.7	71,546,873,387	43,906,805,381


2. Short-term advances from customers	312		1,449,402,805	893,808,400
3. Tax and other payables to State budget	313	V.8	18,571,109,987	11,338,280,061
4. Payables to employees	314		18,769,008,859	20,642,749,720
5. Short-term accrued expenses	315	V.9	2,570,445,502	7,407,895,203
6. Short-term inter-company payables	316			
7. Payables by Scheduled Progress of Construction Contracts	317			
8. Short-term Unearned Revenue	318			
9. Other short-term payables	319		861,869,214	471,142,319
10. Short-term borrowings and debts	320			
11. Provision for short-term payables	321	V.10	76,000,000,000	
12. Bonus and welfare fund	322	V.11	3,986,981,286	5,279,381,286
13. Price Stabilization Fund	323			
14. Exchange traded transactions of government bonds	324			
II. LONG-TERM LIABILITIES	330			
1. Long-term trade accounts payable	331			
2. Long-term advances from customers	332			
3. Long-term accrued expenses	333			
4. Long-term inter-company payables of business capital.	334			
5. Other Long-term inter-company payables.	335			
6. Long-term Unearned Revenue	336			
7. Other long-term payables	337			
8. Long-term loans and borrowings	338			
9. Convertible Bonds	339			
10. Preference shares	340			
11. Payable Deferred Income Tax	341			
12. Provision for long-term payables	342			
13. Science and Technology Development Fund	343			
D. OWNER'S EQUITY	400		999,051,824,240	1,174,946,695,779
I. OWNER'S EQUITY	410	V.12	999,051,824,240	1,174,946,695,779
1. Working capital	411		632,500,000,000	632,500,000,000
- Ordinary shares with voting rights	411a	V.13	632,500,000,000	632,500,000,000
- Preferred shares	411b			
2. Equity surplus	412			-94,000,000
3. Bond conversion option	413			
4. Other owner's funds	414			
5. Share in fund	415			
6. Differences from Asset Revaluation	416			
7. Foreign exchange differences	417			
- Foreign exchange differences	417a			
8. Investment and development funds	418		39,126,504,639	39,126,504,639
9. Support fund and arrangements business	419			
10. Other owner's funds	420			
11. Undistributed profits after tax	421		327,425,319,601	503,414,191,140
- Accumulated Undistributed Profit by The End of The Previous Period	421a		113,199,885,135	503,414,191,140
- Undistributed Profit of the Current Period	421b		214,225,434,466	
- Undistributed Profit	421c			
12. Capital construction sources	422			
	429			
II. ADMINISTRATIVE FUNDS & OTHERS	430			
1. Administrative funds	431			



- Administrative funds	431A			
- Funds of current year	431B			
2. Fixed assets invested form administrative fund	432			
TOTAL RESOURCES	440		1,192,807,515,280	1,264,886,758,149

Day. 15. Month. 01. Year 2025

Prepared by
(sign, fullname)


Bùi Quốc Việt

Chief accountant
(sign, fullname)


KẾ TOÁN TRƯỞNG
Nguyễn Thị Thùy Dương

Director
(sign, fullname, stamp)




GIÁM ĐỐC
Nguyễn Kim Dương Khôi

Profit and Loss Statement
(Full form)4th Quarter of 2024

Unit: VND

Description	Item no	Notes No	Quarter 4 of 2024		YTD	
			This year	Prior year	This year	Prior year
1	2	3	4	5	6	7
1. Revenue from sales of merchandises and services	01	V.14	303,098,028,477	253,733,240,310	1,093,033,466,599	895,539,757,829
2. Revenue deductions	02					
3. Net revenue from sales of merchandises and services (10 = 01 - 02)	10		303,098,028,477	253,733,240,310	1,093,033,466,599	895,539,757,829
4. Cost of goods sold	11	V.19	202,735,762,396	145,890,223,716	646,070,716,064	528,562,652,356
5. Gross profit from sales of merchandise and services (20 = 10 - 11)	20		100,362,266,081	107,843,016,594	446,962,750,535	366,977,105,473
6. Financial income	21	V.15	4,495,129,546	8,573,723,418	21,616,903,122	26,539,361,076
7. Financial expenses	22	V.16	48,310,389	1,011,559,668	836,414,391	3,639,275,519
- Interest expense	23			333,410,958		1,895,178,082
8. Selling expenses	25	V.17	15,877,955,594	9,009,324,022	45,284,641,600	41,848,849,109
9. General and administration expenses	26	V.18	490,299,116	8,040,493,784	30,383,726,328	35,643,493,762
10. Net profit from operating activity {30 = 20 + (21 - 22) - (25 + 26)}	30		88,440,830,528	98,355,362,538	392,074,871,338	312,384,848,159
11. Other income	31		42,000,000	25,886,100	557,775,292	1,020,531,290
12. Other expenses	32		170,821,824	325,636,159	1,808,048,778	5,918,603,678
13. Other profit (40 = 31 - 32)	40		-128,821,824	(299,750,059)	-1,250,273,486	(4,898,072,388)
14. Total accounting profit before tax (50 = 30 + 40)	50		88,312,008,704	98,055,612,479	390,824,597,852	307,486,775,771
15. Current corporate income tax expense	51	V.20	17,843,617,399	10,969,555,269	50,099,163,386	36,056,175,218
16. Deferred corporate income tax expense	52					
17. Net profit after tax (60 = 50 - 51 - 52)	60		70,468,391,305	87,086,057,210	340,725,434,466	271,430,600,553
18. Profit from basic shares (*)	70					
19. Diluted earnings per shares (*)	71					
- Number of shares outstanding during the period	90					
- Number of ordinary shares is expected to be released more	91					
- Welfare and Reward funds was extracted	92					

Day: 15. Month: 01. Year 2025

Prepared by
(Sign, fullname)Chief accountant
(Sign, fullname)

Director

(Sign, fullname, stamp)

VP
Bùi Quốc Việt

[Signature]

KẾ TOÁN TRƯỞNG
Nguyễn Thị Thùy Dương



GIÁM ĐỐC
Nguyễn Kim Dương Kहीं

Form B03-DN

(Issued by No. 200/2014/TT-BTC of the Minister of Finance on 22/12/2014)

STATEMENT OF CASH FLOWS

(Full form)

(Under indirect method)

4th quarter of 2024

Unit: VND

Description	Code	Explanati on	Accumulated from opening to the end of this quarter	
			This year	Prior year
1	2	3	4	5
I. Cash flows from operating activities				
1. Profit before tax	01		390,824,597,852	307,486,775,771
2. Reconciliate for:				
- Depreciation of fixed assets and investment properties	02		57,737,751,074	112,004,237,869
- Provisions	03		76,000,000,000	
- Unrelised gains (losses) from revaluation of foreign currencies items	04		(2,121,875,360)	(597,150,018)
- Gains, loss from investment	05		(15,943,126,042)	(23,601,440,760)
- Loan Interest	06			1,895,178,082
- Other adjustment	07			
3. Operating profit before movements in working capital	08		506,497,347,524	397,187,600,944
- Increase/decrease in receivables	09		(22,588,481,255)	15,607,494,170
- Increase/decrease in inventories	10		(7,483,488,489)	(636,072,849)
- Increase/decrease in payables (excluding interest and income tax payable)	11		9,043,738,899	37,952,820,059
- Increase/decrease in prepaid expenses	12		12,349,327,078	33,386,714,478
- Increase or decrease in trading securities	13			
- Interest paid	14			
- Corporation income tax paid	15		(32,655,179,620)	(1,895,178,082)
- Other Cash inflow from operating activities	16			(33,732,376,827)
- Other Cash outflow for operating activities	17		(9,292,400,000)	(4,541,900,000)
Net cash flows from operating activities	20		455,870,864,137	443,329,101,893
II. Cash flows from investment activities				
1. Acquisition of fixed assets and other long-term assets	21		(1,942,460,000)	(5,302,641,818)
2. Proceeds from sale of fixed assets	22			
3. Payments for lending, purchasing debt instruments of other entities	23		(326,760,000,000)	(601,185,299,943)
4. Recovery from lending, re-sell debt instruments of other entities	24		467,816,299,943	389,200,000,000
5. Payments for investment in other entities	25			
6. Recovery of investment in other entities	26			
7. Interest, dividend, profit derives from investments	27		17,006,830,749	22,114,721,323
Net cash flows from investment activities	30		156,120,670,692	(195,173,220,438)
III. Cash flows from financial activities				
1. Receipts from capital contribution	31			
2. Return capital to equity owners, re-buy share issued by the Company	32			
3. Proceeds from borrowings	33			

4. Payments of loan principal	34			(36,600,000,000)
5. Payments for debt from finance leasing	35			
6. Share income, dividend paid to investors	36		(506,000,000,000)	(253,000,000,000)
Net cash flows from financial activities	40		(506,000,000,000)	(289,600,000,000)
Net cash flows in the period (50=20+30+40)	50		105,991,534,829	(41,444,118,545)
Cash at the beginning of the period	60		177,166,735,577	218,013,704,104
Effect of foreign exchange difference on cash	61		2,134,234,213	597,150,018
Cash at the end of the period	70	V.1	285,292,504,619	177,166,735,577

Day. 15 Month. 01 Year 2025

Prepared by
(sign, fullname)


Bùi Quốc Việt

Chief accountant
(sign, fullname)



KẾ TOÁN TRƯỞNG
Nguyễn Thị Thùy Dương

Director
(sign, fullname, stamp)




GIÁM ĐỐC
Nguyễn Kim Dương Khôi

NOTES TO FINANCIAL STATEMENTS

4TH QUARTER OF 2024

I- BUSINESS OPERATIONS OVERVIEW

1- Form of ownership:

VIP Green Port Joint Stock Company is an enterprise operating under the Enterprise Law of the Socialist Republic of Vietnam.

The Company's charter capital is: 632,500,000,000 VND, contributed by shareholders, as follows:

	Amount of capital contributed (vnd)	Percentage (%)
- Vietnam Container Joint Stock Company	470 250 000 000	74.34%
- Evergreen Marine Corp. (Taiwan) Ltd.,	137 500 000 000	21.74%
- Other shareholders	24 750 000 000	3.92%

2- Business areas:

Seaport exploitation

3- Business sector:

VIP Green Port Joint Stock Company operates under Business Registration Certificate No. 0201579242 issued by the Department of Planning and Investment of Hai Phong City on October 28, 2014, changed for the second time on January 8, 2016, with the following business lines:

- + Cargo Stevedoring
- + Warehouse and storage of goods;
- + Coastal and ocean freight transport;
- + Inland waterway freight transport;
- + Road Transport;
- + Repair equipment;
- + Other support services related to transportation;

Details: Customs clearance services; Freight forwarding services; Bill of lading inspection; Freight brokerage services; Cargo inspection; Sampling and weight determination services; Goods receipt and acceptance services; Transport document preparation services.

Agency, broker, auctioneer

Details: Freight forwarding agency services (CPC 748)

4- Characteristics of business operations in the fiscal year that affect financial statements

II- ACCOUNTING PERIOD, CURRENCY USED IN ACCOUNTING

1- **Fiscal year:** Starts on January 1 and ends on December 31 of each year.

2- **Monetary units used in accounting:** Vietnamese Dong (VND)

III- APPLICABLE ACCOUNTING STANDARDS AND REGIMES

1- Applicable accounting regime:

Enterprise accounting regime (Issued under Circular No. 200/2014/TT-BTC, dated December 22, 2014 of the Ministry of Finance)

2- Declaration on compliance with Accounting Standards and Accounting Regimes:

In accordance with the regulations issued.

3- Applied accounting form: Voucher recording

IV- Significant accounting policies

1- Principles for recording cash and cash equivalents:

Transactions arising in foreign currencies are converted into Vietnamese Dong. At the end of the year, monetary items with foreign currency base are converted at the average inter-bank exchange rate announced by the State Bank of Vietnam on the balance sheet date.

2- Principles of inventory recording:

- Principles of inventory recording:

Calculated at cost and other directly related costs incurred.

- Inventory valuation method: First in first out

- Inventory accounting method: Continuous declaration

- Method of setting up provision for devaluation of inventory: Difference between original price and actual price.

3- Principles of recording and depreciating fixed assets and investment real estate:

Principles of recording assets (tangible, intangible, financial):

The original value of fixed assets is recorded at the actual cost incurred. During the usage process, fixed assets are reflected according to the original cost, accumulated depreciation and residual value.

- Method of depreciation of fixed assets (tangible, intangible, financial): Straight-line method.

4- Principles of recording and depreciating investment real estate:

- Principles of recording investment real estate

- Investment real estate depreciation method

5- Principles of recording financial investments:

- Investments in subsidiaries, associates, and jointly controlled entities:

Determined using the cost method. Net profits distributed from subsidiaries and associates arising after the date of investment are recognized in the Income Statement. Other distributions (other than net profits) are considered as a recovery of investments and are recognized as a reduction in the cost of investment.

- Short-term securities investments: Are securities investments with a recovery period of less than 1 year or within 1 business cycle.

- Other short-term and long-term investments:

Investments are short-term if they are due within one year or one business cycle. They are long-term investments if they are due within one year or more than one business cycle.

- Method of establishing short-term and long-term investment hedge.

Although the investment depreciation reserve is established at the end of the year, the difference between the original cost of investments recorded in the accounting books is greater than the market value of the investment at the time the reserve is established.

6- Principles for recording and capitalizing borrowing costs:

- Principles of recording borrowing costs

- The capitalization rate is used to determine the capitalized borrowing costs during the period.

7- Principles for recording and capitalizing other expenses:

- Advance payment:

Prepaid expenses only related to production and business costs in the current fiscal year are recorded as short-term prepaid expenses. Expenses incurred in subsequent periods or incurred at one time that are too large will be recorded as long-term prepaid expenses for gradual allocation to business results.

Prepaid expense allocation method: Monthly method.

- Other expenses

- Method and time of distributing trade advantage

8- Principles for recording payable expenses: Based on actual occurrence during the period.

9- Principles and methods of recording provisions payable

10- Principles of recording ownership:

- Principles for recording investment capital of owners, shares, and other assets of owners:

According to actual value generated.

11- Principles and methods of revenue recognition:

- Sales revenue:

Revenue is recognised when the outcome of a transaction can be measured reliably. In cases involving several periods, revenue is recognised in each period based on the percentage of completion of the work as of the balance sheet date of the previous period.

Revenue from providing services:

Revenue is recognised when the outcome of a transaction can be measured reliably. In cases involving several periods, revenue is recognised in each period based on the percentage of completion of the work as of the balance sheet date of the previous period.

- Financial operating revenue:

Revenue is recognised when the outcome of a transaction can be measured reliably. In cases involving several periods, revenue is recognised in each period based on the percentage of completion of the work as of the balance sheet date of the previous period.

- Construction contract revenue:

12- Principles and methods of recording financial expenses: According to the actual arising situation.

13- Principles and methods of recording current corporate income tax expenses, expenses

Refundable corporate income tax: According to the actual situation.

14- Risk prevention businesses:

Foreign currency accounts are revalued at the transfer purchase rate of the commercial bank where the enterprise opens the account.

15- Other accounting principles and methods

1 Cash and cash equivalents

	31/12/2024	31/12/2023
	VND	VND
Cash	238,945,279	265,397,866
Cash in bank	145,433,559,340	53,251,337,711
Cash equivalents	139,620,000,000	123,650,000,000
	<u>285,292,504,619</u>	<u>177,166,735,577</u>

2 Short-term financial investment:

	31/12/2024	31/12/2023
	VND	VND
Held to maturity investment	282,960,000,000	424,016,299,943

3 Accounts receivable from customers

	31/12/2024	31/12/2023
	VND	VND
(a) Related parties		
Evergreen Transport Agency Joint Venture Company (VN)	36,450,305,336	24,694,847,334
Blue Star Shipping Company Limited	35,272,800	133,444,800
Green Port Service One Member Co., Ltd.	1,180,482,060	4,434,956,728
Green Investment Service and Development Joint Stock Company	47,152,800	863,690,679
Green Logistics Center Company Limited	346,377,600	92,145,600
QUANG BINH - DINH VU DRY PORT JOINT STOCK COMPANY		50,345,820
		469,717,920
(c) Third Party		
MAERSK LINE A/S	40,325,075,048	24,480,410,973
SEALAND TRANSPORT SINGAPORE PTE.LTD		1,827,820,335
Vietnam Maritime Links Co., Ltd.	1,674,853,075	1,430,472,351
Yang Ming Marine Transport Co.,	23,127,700	29,929,692
TS Hanoi Container Line Co., Ltd.	8,964,351,215	12,440,338,274
HYUNDAI MERCHANT MARINE CO., LTD		5,297,560
Wan Hai Lines Ltd.,	1,119,742,754	1,907,440,052
MAERSK LOGISTICS & SERVICES VIETNAM COMPANY LIMITED	147,759,490	405,373,570
Hapag-lloyd (Vietnam) Co., Ltd.		26,717,383

BRANCH OF TRANSIMEX JOINT STOCK COMPANY IN HANOI		477,177,681
FESCO Ocean Management Hong Kong Limited	1,474,973,874	640,880,136
MARINA LOGISTIC & AGENCIES COMPANY LIMITED	817,994,354	
Other customers	274,016,778	153,134,062
	<u>92,881,484,884</u>	<u>74,738,538,270</u>

4 Inventory

	31/12/2024	31/12/2023
	Giá gốc (VND)	Dự phòng
		Original price (VND)
		Provision
Spare parts, raw materials	27,123,453,714	19,639,965,225

5 Fixed assets

(a) Tangible fixed assets

	Building	Machinery and Equipments	Vehicle transport	Tool office
	VND	VND	VND	VND
Original price				
Opening balance	394,611,873,892	59,368,682,563	711,633,274,602	4,901,092,350
Purchase during the period	532,500,000	145,000,000	647,660,000	617,300,000
Closing balance	395,144,373,892	59,513,682,563	712,280,934,602	5,518,392,350
Accumulated depreciation				
Opening balance	241,786,416,788	56,215,798,032	595,180,361,085	4,291,045,992
Depreciation during the period	15,962,999,380	1,041,539,846	40,470,789,087	252,422,759
Closing balance	257,749,416,168	57,257,337,878	635,651,150,172	4,543,468,751
Residual value				
Opening balance	152,825,457,104	3,152,884,531	116,452,913,517	610,046,358
Closing balance	137,394,957,724	2,256,344,685	76,629,784,430	974,923,599

(b) Intangible fixed assets

	Computer software
	VND
Original price	
Opening balance	2,032,375,000
Occurred during the period	
Closing balance	<u>2,032,375,000</u>
Accumulated depreciation	
Opening balance	1,999,874,993
Depreciation during the period	10,000,002
Closing balance	<u>2,009,874,995</u>
Residual value	
Opening balance	32,500,007
Closing balance	<u>22,500,005</u>

6 Prepaid Expenses:	31/12/2024	31/12/2023
(a) Short-term prepaid expenses	VND	VND
Yard Rental Cost	3,660,326,183	3,338,181,816
Insurance premium	558,120,761	669,327,765
Tools and supplies	3,953,503,023	4,603,658,766
Other yard maintenance costs (line painting, track maintenance, crane maintenance)		413,572,500
Office Repair	49,677,142	
Closing balance	<u>8,221,627,109</u>	<u>9,024,740,847</u>

(b) Long-term prepaid expenses	Infrastructure costs	Other costs	Total
	VND	VND	VND
Opening balance	265,927,720,168	4,275,980,117	270,203,700,285
Increase in period			-
Allocation during the period	9,249,659,832	2,296,553,508	11,546,213,340
Closing balance	<u>256,678,060,336</u>	<u>1,979,426,609</u>	<u>258,657,486,945</u>

7 Shortterm trade account Payable
Payables to vendors details by major
supplier

	Original price and payable amount at	
	31/12/2024	31/12/2023
(a) Related parties		
Green Star Lines Shipping Company Limited	6,131,356,560	5,313,217,680
Green Logistics Center Company Limited	1,812,352,320	1,975,062,960
Central Container Joint Stock Company	138,150,000	58,860,000
Green Investment, Service and Development Joint Stock Company	5,715,274,001	
Quang Binh-Dinh Vu Dry Port Joint Stock Company	1,232,509,756	630,845,266
NAM HAI DINH VU PORT COMPANY LIMITED	40,517,502,509	16,691,202,661
(b) Third Party		
Kocks Ardelt Kranbau GmbH	1,006,563,303	
Vinaship Maritime Services Co., Ltd.	1,033,353,396	1,061,895,852
Lien Minh Maritime Services Co., Ltd.	275,717,520	248,758,560
NGUYEN PHAT COMPANY LIMITED	117,292,951	31,495,496
Minh Giang International Import Export Trading Company Limited		114,180,000
Dinh Vu Shipping Services Joint Stock Company	1,170,883,080	1,006,067,520
SON LAM TRADING AND LOGISTICS COMPANY LIMITED	580,000,000	290,000,000
PwC (Vietnam) Company Limited Branch in Hanoi		216,000,000
Huy Hoang Import Export Metal Trading Company Limited		1,998,791,700
Truong Thanh Materials Company Limited	12,171,500	76,408,200

Thang Long Auto Tire Joint Stock Company	170,694,000	104,760,000
Chan Nam Construction Company Limited	8,971,501,800	12,255,889,712
EVERGREEN SHIPPING AGENCY (VIETNAM) COMPANY LIMITED		964,660,000
Other suppliers	2,661,550,691	868,709,774
Ending balance:	<u>71,546,873,387</u>	<u>43,906,805,381</u>

8 Taxes and other Receivables/Payables to Government

	01/01/2024	Amount payable in the quarter	Amount offset in the quarter	Amount paid in the quarter	31/12/2024
	VND	VND	VND	VND	VND
Receivables					
Input VAT		39,581,990,041	(38,233,557,329)		1,348,432,712
Must Pay					
Output VAT	106,092,700	46,625,884,475		(46,731,977,175)	-
Personal income tax	262,632,092	4,839,803,420		(3,975,309,291)	1,127,126,221
Corporate Income Tax	10,969,555,269	50,099,163,386		(43,624,734,889)	17,443,983,766
Other taxes	-	3,000,000		(3,000,000)	
	11,338,280,061	101,567,851,281	-	(94,335,021,355)	18,571,109,987

9 Short-Term Accrued expenses:

	31/12/2024	31/12/2023
	VND	VND
Accrued electricity bill	289,503,930	223,969,906
Accrued water usage costs	18,080,920	10,356,480
Accrued audit costs according to VAS & IFRS		30,000,000
Accrued commission cost for lifting and lowering to the shipping line	2,106,835,500	1,892,527,303
Advance provision for compensation for loss of goods		5,000,000,000
Subcontractor cost provision	156,025,152	251,041,514
Closing balance	<u>2,570,445,502</u>	<u>7,407,895,203</u>

10 Provision for short-term payables

	31/12/2024	31/12/2023
	VND	VND
Dredging costs	76,000,000,000	
	<u>76,000,000,000</u>	<u>-</u>

11 Bonus and welfare fund

	31/12/2024	31/12/2023
	VND	VND
Opening balance	5,279,381,286	1,821,281,286
Increase during the period	8,000,000,000	8,000,000,000
Decrease during period	(9,292,400,000)	(4,541,900,000)
Closing balance	<u>3,986,981,286</u>	<u>5,279,381,286</u>

12 Change in Owner's Capital

	Equity VND	Capital surplus VND	Accumulated profit/loss VND	Development and investment fund VND	Total VND
Balance as of 12/31/2023	632,500,000,000	(94,000,000)	573,882,582,445	39,126,504,639	1,245,415,087,084
Net profit for the period	-		270,351,043,161		270,351,043,161
Bonus for Supervisory Board and Board of Directors			(382,214,306,005)		(382,214,306,005)
Dividend payment of Fiscal year 2024			(126,500,000,000)		(126,500,000,000)
Bonus and Welfare fund			(8,000,000,000)		(8,000,000,000)
Balance as of 31/12/2024	632,500,000,000	(94,000,000)	327,519,319,601	39,126,504,639	999,051,824,240

13 Equity

The Company's approved and issued share capital is:

	31/12/2024		31/12/2023	
	Number of shares	VND	Number of shares	VND
Approved share capital	63,250,000	632,500,000,000	63,250,000	632,500,000,000
<hr/> <hr/>				
Issued share capital				
Common stock	63,250,000	632,500,000,000	63,250,000	632,500,000,000
<hr/> <hr/>				
Number of shares outstanding				
Common stock	63,250,000	632,500,000,000	63,250,000	632,500,000,000

The ordinary shares have a par value of VND 10,000. Each ordinary share carries one vote at the Company's shareholders' meetings. Shareholders are entitled to receive dividends declared by the Company from time to time. All ordinary shares rank equally with respect to the Company's remaining assets.

* **Off-balance sheet items**

Foreign currencies

	31/12/2024		31/12/2023	
	Original currency	Equivalent to VND	Original currency	Equivalent to VND
USD	5,008,478.19	126,477,783,093	69,578.50	1,629,117,747
EUR	7.67	191,251	7.67	191,251
		<u>126,477,974,344</u>		<u>1,629,308,998</u>

14 Revenue of goods and services

Total revenue represents the total value of services provided, excluding value added tax,

	3 month period ends on	
	31/12/2024	31/12/2023
	VND	VND
Container stevedoring	260,216,373,118	212,295,189,360
Storage, refrigeration, inspection, quarantine services	22,233,836,532	21,726,298,376
Tugboat operations	4,360,980,915	3,531,421,298
Other services	16,286,837,912	16,180,331,276
	<u>303,098,028,477</u>	<u>253,733,240,310</u>

15 Financial revenue

	3 month period ends on	
	31/12/2024	31/12/2023
	VND	VND
Interest on deposits and loans	4,233,091,477	6,958,348,018
Exchange rate difference / foreign currency sale profit	262,038,069	1,615,375,400
	<u>4,495,129,546</u>	<u>8,573,723,418</u>

16 Financial costs

	3 month period ends on	
	31/12/2024	31/12/2023
	VND	VND
Interest expense		333,410,958
Realized exchange loss	48,310,389	678,148,710
	<u>48,310,389</u>	<u>1,011,559,668</u>

17 Selling Expenses

	3 month period ends on	
	31/12/2024	31/12/2023
	VND	VND
Commission	9,068,119,302	7,446,481,686
Employee costs	1,013,578,542	1,378,842,336
Other costs	5,796,257,750	184,000,000
	<u>15,877,955,594</u>	<u>9,009,324,022</u>

18 General and Administration Expenses

	3 month period ends on	
	31/12/2024	31/12/2023

	VND	VND
Labor costs	(4,806,380,200)	2,482,676,287
Depreciation expense	270,409,422	357,441,504
Office supplies costs	111,129,311	41,403,893
Outsourcing service costs	3,936,973,437	3,405,446,052
Other business management costs	978,167,146	1,753,526,048
	<u>490,299,116</u>	<u>8,040,493,784</u>

19 Cost of services sold by segments

	3 month period ends on	
	31/12/2024	31/12/2023
	VND	VND
Labor costs	13,272,390,730	14,901,717,612
Depreciation expense	10,287,379,740	24,666,063,689
Fuel and auxiliary oil costs	6,649,008,951	7,642,567,295
Outsourcing service costs	169,900,959,036	96,367,460,162
Other costs	2,626,023,939	2,312,414,958
	<u>202,735,762,396</u>	<u>145,890,223,716</u>

20 Corporate income tax

(a) Compare to actual tax rates

	3 month period ends on	
	31/12/2024	31/12/2023
	VND	VND
Accounting profit/loss before tax	<u>88,312,008,704</u>	<u>98,055,612,479</u>
Tax calculated at the Company's tax rate	18,062,035,374	19,611,122,496
Corporate income tax on non-deductible expenses	8,612,782,895	1,163,994,021
Tax exemption	(8,831,200,870)	(9,805,561,248)
Tax payable	<u>17,843,617,399</u>	<u>10,969,555,269</u>

(b) Applicable tax rate

According to the terms of the Investment License, the Company is obliged to pay the State income tax at 10% of taxable profits for the first 15 years from the first year of revenue and the normal tax rate for the following years. According to current tax regulations, the Company applies preferential tax rates from 2016. Current tax regulations also allow the Company to be exempted from income tax for 4 years from the first year of taxable profits and to reduce income tax by 50% for the next 9 years.

All the above tax exemptions will not apply to other income, which will be taxed at 20% from 2016 (2015: 22%).

21 Major transactions with related parties


In addition to the balances with related parties presented in other notes to the financial statements, during the year/period the Company had the following major transactions with related parties:

	Transaction value for the 3-month period ended	
	on	
	31/12/2024	31/12/2023
	VND	VND
(a) Shareholders		
<i>Vietnam Container Joint Stock Company</i>		
Service Provider		
Buy service	2,703,000,000	2,457,000,000
Buy property		
Interest expense		
Interest expense paid		
Other costs		
Dividend payment	94,050,000,000	
(b) Other related companies		
<i>Evergreen Transport Agency Joint Venture Company (VN)</i>		
Sell Service	94,283,058,571	72,377,556,084
Buy service	5,516,823,500	4,276,428,000
Dividend payment		
<i>Green Star Lines Company Limited</i>		
Buy service	14,068,198,000	12,864,563,000
Sell Service	61,700,000	294,040,000
<i>Green Logistics Center Company Limited</i>		
Buy service	4,160,206,000	4,856,491,000
Sell Service	571,176,500	147,187,000
<i>Central Container Joint Stock Company</i>		
Buy service	1,841,575,381	353,537,037
<i>Green Development and Investment Service Joint Stock Company</i>		
Buy service	6,417,016,475	4,017,696,632

Sell Service	5,812,386,000	3,255,637,000
Green Port Service Company Limited		
Sell Service	12,532,276,040	12,791,603,638
Buy service	2,532,754,399	3,632,342,269
Viconship Ho Chi Minh City One Member Co., Ltd. Branch in Hanoi City		
Sell Service	57,680,000	85,320,000
Quang Binh-Dinh Vu Depot Joint Stock Company		
Sell Service		775,941,000
Buy service	4,033,785,635	1,811,305,570
Nam Hai Dinh Vu Port Company Limited		
Sell Service	205,920,000	591,269,000
Buy service	44,277,641,473	31,071,778,829
Member of Director Board		
Salary and bonus	785,076,810	874,750,010

Date 15. Month 01. Year 2025

Accountant
(Signature and full name)


Bùi Quốc Việt

Chief Accountant
(Signature and full name)


KẾ TOÁN TRƯỞNG
Nghiêm Thị Thùy Dương

Director
(Signature, full name and stamp)


GIÁM ĐỐC
Nguyễn Kim Dương Hồi

